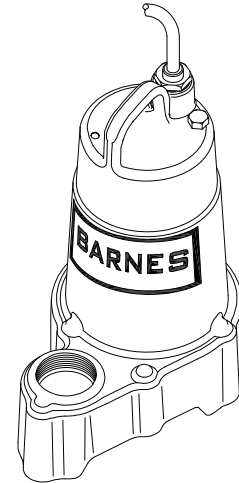


Sump & Utility Pumps

DISCHARGE	1½" NPT, Female, Vertical
LIQUID TEMPERATURE	104°F (40°C) Continuous
MOTOR HOUSING	Cast Iron
PUMP BODY & STRAINER	Thermoplastic
IMPELLER: Design	10 Vane vortex, with pump out vanes on back side. Balanced, ISO G6.3
Material	Cast Iron
SHAFT	Stainless Steel
O-RINGS	Buna-N
HARDWARE	300 Series Stainless Steel
PAINT	Air Dry Enamel
SEAL: Design	Single Mechanical, Type 21
Material	Carbon/Ceramic/Buna-N
CORD ENTRY	Hardware -300 Series Stainless
	10 ft. (3m) or 20 ft. (6m) Cord with plug and Pressure Grommet for sealing and strain relief
UPPER BEARING	Single Row, Ball, Oil Lubricated
LOWER BEARING	Single Row, Ball, Oil Lubricated
MOTOR: Design	Oil Filled
Insulation	Class B
SINGLE PHASE	Permanent Split Capacitor (PSC). Includes thermal overload protection in motor
LEVEL CONTROL:	
SP33	None
SP33A	Wide Angle, Mechanical, 10 ft (3m) cord or 20 ft (6m) cord
SP33VF	Vertical Float, PVC, Snap Action, 10 ft (3m) cord or 20 ft. (6m) cord
SP33D	Diaphragm switch, pressure operated, Snap Action, normally open, 10 Ft. (3m) cord
MINIMUM SUMP DIA:	
SP33A	18" (457mm)
SP33, SP33VF	
SP33D	11" (279mm)
NOTE	GFCI Compatible to Comply with NEC 210.8 (A)

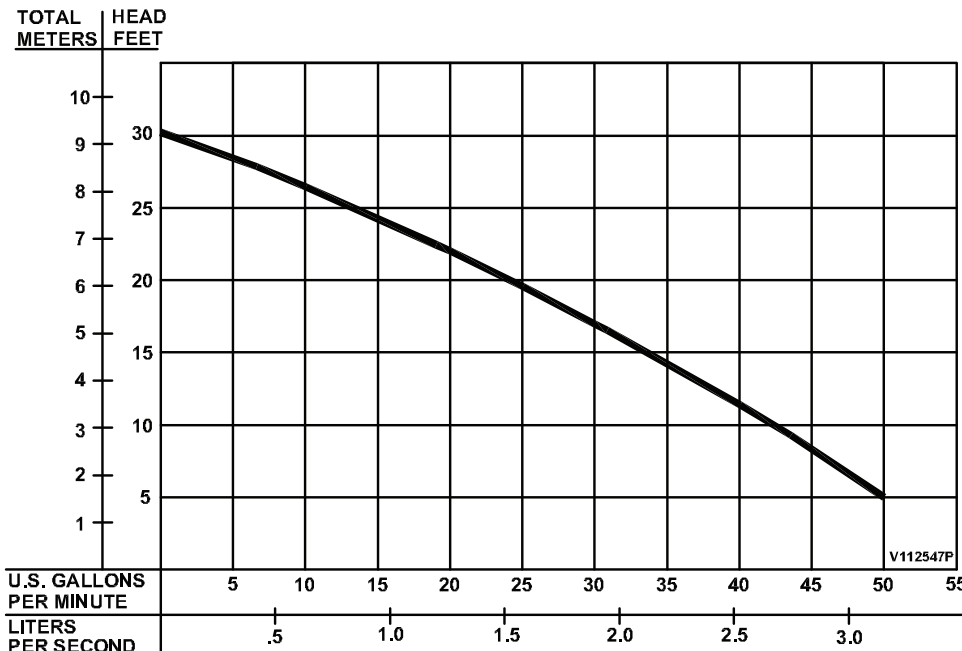


Series: SP33, 1/3HP, 3450RPM, 60Hz

DESCRIPTION:
GENERAL PURPOSE PUMP FOR RESIDENTIAL AND LIGHT INDUSTRIAL SUMP APPLICATIONS



WARNING:
CANCER AND REPRODUCTIVE HARM -
WWW.P65WARNINGS.CA.GOV



Testing is performed with water specific gravity of 1.0 @ 68°F (20°C), other fluids may vary performance

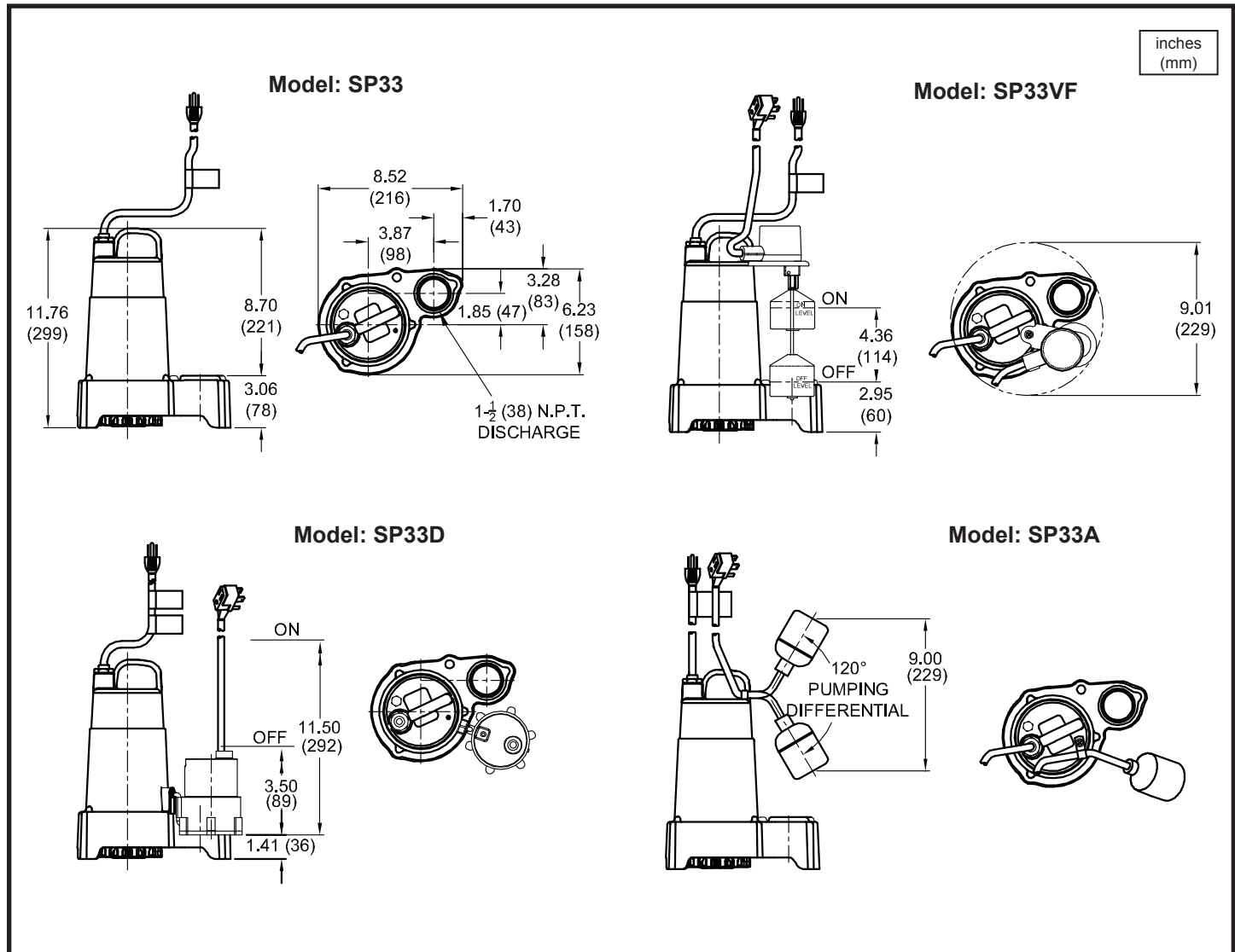
Series SP33

1/2" Spherical Solids Handling
Manual & Automatic, Submersible Sump /Effluent

BARNES®

www.cranepumps.com

Sump & Utility Pumps



MODEL NO	PART NO	HP	VOLT/PH	Hz	RPM (Nom)	NEMA START CODE	FULL LOAD AMPS	CORD LENGTH	CORD SIZE	CORD TYPE
SP33	112547	1/3	120/1	60	3450	B	5.8	10 ft. (3m)	18/3	SJTOW / SJTW
SP33X	112548	1/3	120/1	60	3450	B	5.8	20 ft. (6m)	18/3	SJTOW / SJTW
SP33A	112549	1/3	120/1	60	3450	B	5.8	10 ft. (3m)	18/3	SJTOW / SJTW
SP33AX	112550	1/3	120/1	60	3450	B	5.8	20 ft. (6m)	18/3	SJTOW / SJTW
SP33VF	112551	1/3	120/1	60	3450	B	5.8	10 ft. (3m)	18/3	SJTOW / SJTW
SP33VFX	112552	1/3	120/1	60	3450	B	5.8	20 ft. (6m)	18/3	SJTOW / SJTW
SP33D	118371	1/3	120/1	60	3450	B	5.8	10 ft. (3m)	18/3	SJTOW / SJTW

IMPORTANT !

- PUMP MAY BE OPERATED "DRY" FOR EXTENDED PERIODS WITHOUT DAMAGE TO MOTOR AND/OR SEALS.
- INSTALLATIONS SUCH AS DECORATIVE FOUNTAINS OR WATER FEATURES PROVIDED FOR VISUAL ENJOYMENT MUST BE INSTALLED IN ACCORDANCE WITH THE NATIONAL ELECTRIC CODE ANSI/NFPA 70 AND/OR THE AUTHORITY HAVING JURISDICTION. THIS PUMP IS NOT INTENDED FOR USE IN SWIMMING POOLS, RECREATIONAL WATER PARKS, OR INSTALLATIONS IN WHICH HUMAN CONTACT WITH PUMPED MEDIA IS A COMMON OCCURRENCE.

SECTION 1A
PAGE 4
DATE 1/13

CRANE®

A Crane Co. Company

PUMPS & SYSTEMS

USA: (937) 778-8947 • Canada: (905) 457-6223 • International: (937) 615-3598