EE9002E

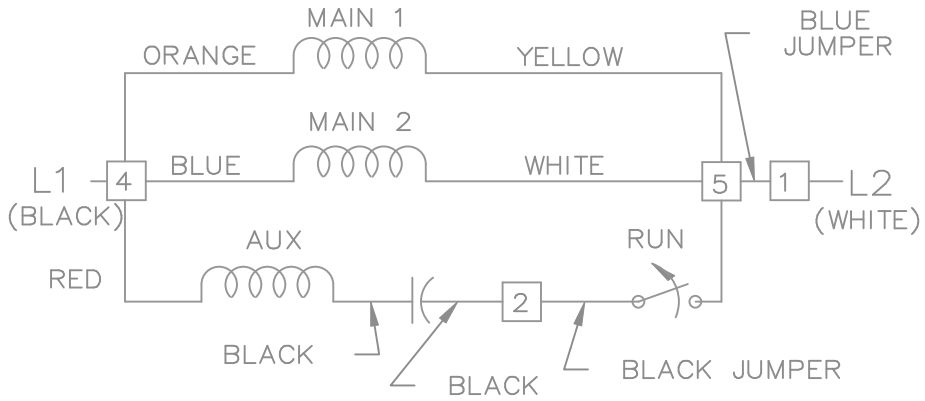


LOW VOLTAGE

DUAL VOLTAGE CAPACITOR START
REVERSIBLE ON TERM BOARD
NO OVERLOAD PROTECTION

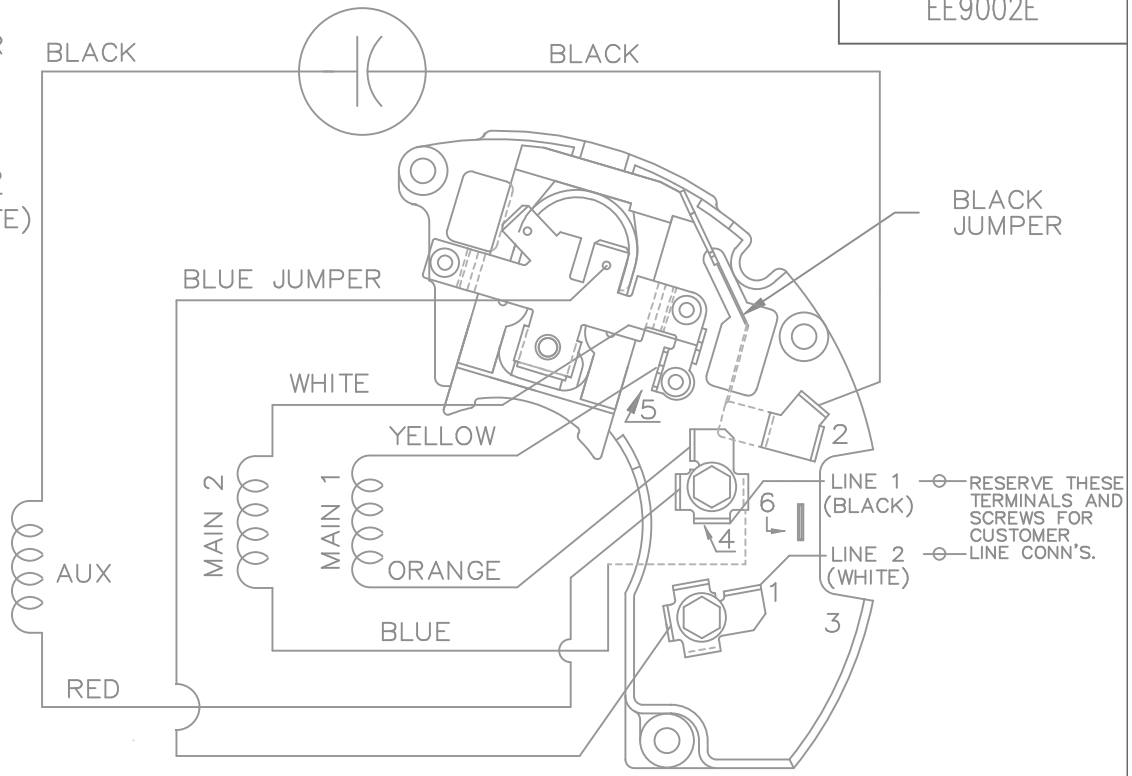


VIEWING TERM END

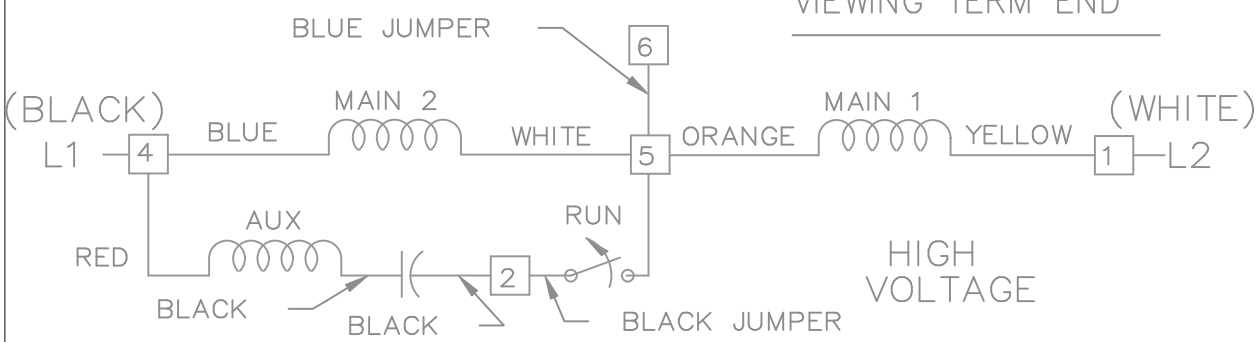


HIGH VOLTAGE

LOW VOLTAGE CCW ROTATION SHOWN

FOR HIGH VOLTAGE:
CONNECT BLUE TERM 1 TO TERM 6,
CONNECT YELLOW TERM 5 TO TERM 1,
CONNECT ORANGE TERM 4 TO TERM 5.

TO REVERSE ROTATION EITHER VOLTAGE
INTERCHANGE RED LEAD WITH BLACK LEAD

| NO. | REVISION | BY & DATE | CHK |
|---|---|---|---|
| 05 | COLOURS ADDED TO L1,L2 | RP 12/10/2008 | |
| 04 | WHITE LEAD LOCATED UNDER BKY DATE | BLR 09/13/99 | |
| | CODE APPR. 6K AND PRIOR CN 28441 | | |
| 03 | REVIESED LINE 2 LOCATION CN 6427 | RM 01/28/1991 | |
| 02 | ADDED CUSTOMER CONN. NOTE CN 6011 | BW 08/03/1989 | |

| TOLERANCES UNLESS SPECIFIED | |
|---|---|
| DEC. | INCHES |
| .X | ±.1 |
| .XX | ±.02 |
| .XXX | ±.005 |
| .XXXX | ±.0005 |
| ANG | ±7'30" |

MARATHON ELECTRIC

TITLE CONNECTION DIAGRAM
48FR. DUAL VOLTAGE REVERSIBLE

MAT'L.

FINISH

CAD FILE EE9002E

RFP

DIST WP

| | |
|---|---|
| DRAWN | ML 02-02-1988 |
| CHK | GK 02-15-1988 |
| APPD | DRN 02-24-1988 |
| SCALE | 1=1 |
| REF | EE9002E-LE |
| FMF | |
| PREV | |

SIZE A | DRAWING NO. EE9002E | PAGE OF | REV. 05

THIS DRAWING IN DESIGN AND DETAIL IS OUR PROPERTY AND MUST NOT BE USED EXCEPT IN CONNECTION WITH OUR WORK ALL RIGHTS OF DESIGN AND INVENTION ARE RESERVED
THIS IS AN ELECTRONICALLY GENERATED DOCUMENT – DO NOT SCALE THIS PRINT

5/11/2009 2:13:03 PM