

PRODUCT INFORMATION PACKET

Modal No: 5KC32GN9X
Catalog No: C243
1/4, 1725, TEFC, 48, 1/60/115/230
Totally Enclosed Fan Cooled (TEFC)



Regal and Marathon are trademarks of Regal Beloit Corporation or one of its affiliated companies.
©2017 Regal Beloit Corporation, All Rights Reserved. MC017097E



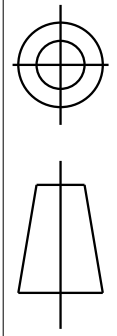
Nameplate Specifications

Output HP	0.25 Hp	Output KW	0.19 kW
Frequency	60 Hz	Voltage	115/230 V
Current	5.4,2.7 A	Speed	1725 rpm
Service Factor	1	Phases	1
Efficiency	51 %	Duty	CONT
Insulation Class	B	KVA Code	M
Frame	48	Enclosure	TEFC
Overload Protector	AUTO	Ambient Temperature	40 °C
Drive End Bearing Size	6203	Opp Drive End Bearing Size	6203
UL	Recognized	CSA	Yes
CE	N		

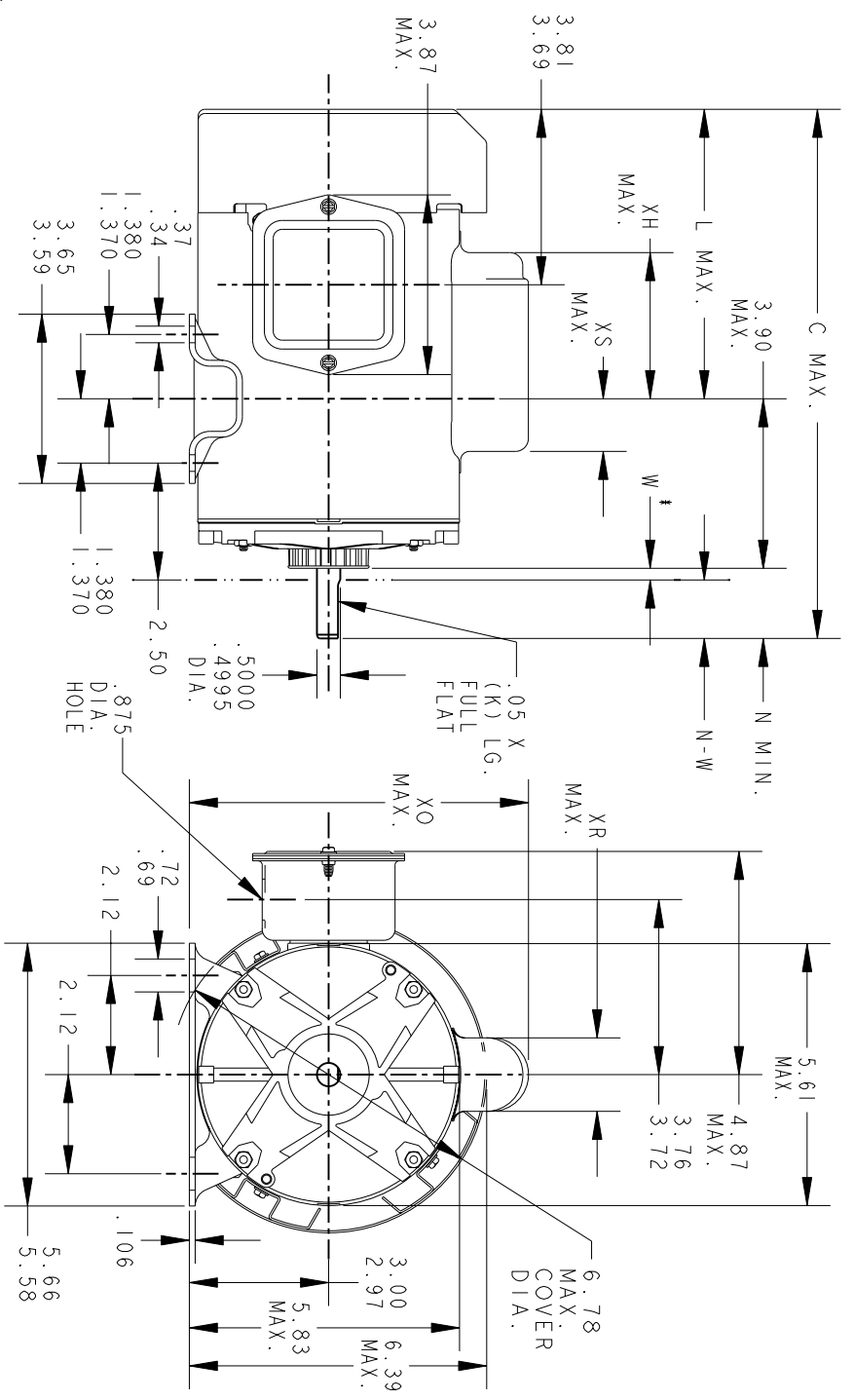
Technical Specifications

Electrical Type	Capacitor start(CSIR)	Starting Method	SM
Poles	4	Rotation	CCW/CW
Mounting	WB	Motor Orientation	ANY
Drive End Bearing	BALL	Opp Drive End Bearing	BALL
Frame Material	Rolled Steel	Overall Length	10 in
Frame Length	5.16 in	Shaft Diameter	0.5 in
Shaft Extension	1.5 in		

THIRD ANGLE PROJECTION



REVISIONS		DESCRIPTION	DATE	APPROVED
7	ADDED PARTS #10 & #11.	11/04/99	M.D. PAPE	
8	CHG TO RBC FORMAT PER ISO5-1777	12/22/05	DURGA	



W IS A CLEARANCE DUE TO VARIATION IN PARTS AND ASSEMBLY

P	TYPE	GE SIZE	NEMA FR	C	K	L	N	N-W	XH	XO	XR	XS	SHELL LGTH
11	KC	36	48Z	11.23	0.50	5.60	1.75	1.88/1.66	3.02	7.31	1.60	2.35	
10	KC	37	48Z	11.63	0.50	6.00	1.75	1.88/1.66	3.42	7.31	1.60	2.35	
9	KC	32	48	10.00	1.16	4.66	1.50	1.63/1.41	2.26	7.31	1.60	2.14	
8	KC	35	48	10.55	1.16	5.17	1.50	1.63/1.41	2.59	7.93	2.22	1.97	
7	KC	33	48	10.17	1.16	4.79	1.50	1.63/1.41	2.21	7.93	2.22	2.35	
6	KC	38	48	11.98	1.16	6.60	1.50	1.63/1.41	4.02	7.31	1.60	1.75	
5	KC	37	48	11.38	1.16	6.00	1.50	1.63/1.41	3.42	7.31	1.60	2.35	
4	KC	36	48	10.98	1.16	5.60	1.50	1.63/1.41	3.02	7.31	1.60	2.35	
3	KC	35	48	10.55	1.16	5.17	1.50	1.63/1.41	2.59	7.31	1.60	1.97	
2	KC	33	48	10.17	1.16	4.79	1.50	1.63/1.41	2.21	7.31	1.60	2.35	
1	KC	32	48	9.92	1.16	4.54	1.50	1.63/1.41	2.16	7.31	1.60	2.43	

SIGNATURES

MODEL	DATE
DETAIL	FPK 12/20/76
CHECKED	
ENGRG	
MFG	
QUALITY	
ISSUED	BLJ 2/6/91

FOR ADDITIONAL INFO REFER TO:

APPLIED PRACTICES

DIMENSIONS ARE IN INCHES

MATERIAL

SOLID MODEL: 52A102057

REGAL-BELOIT CORPORATION

OUTLINE

GENERAL PURPOSE MOTOR - FORM N - TOTALLY ENCL. OUTBOARD FAN - WELDED BASE - BALL BEARING

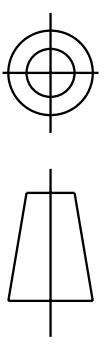
SCALE: 1.000 REF. No.:

SIZE DRAWING A

52A102057

REV 8

SHEET 1 of 1



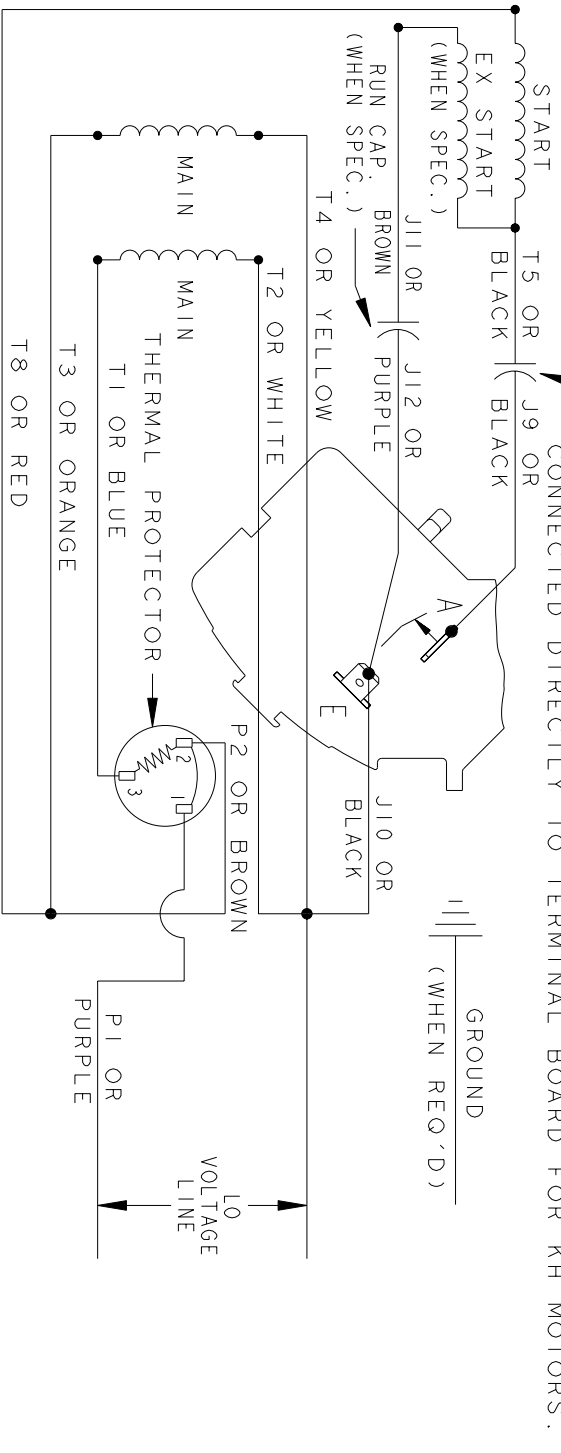
THIRD ANGLE PROJECTION

REVISIONS

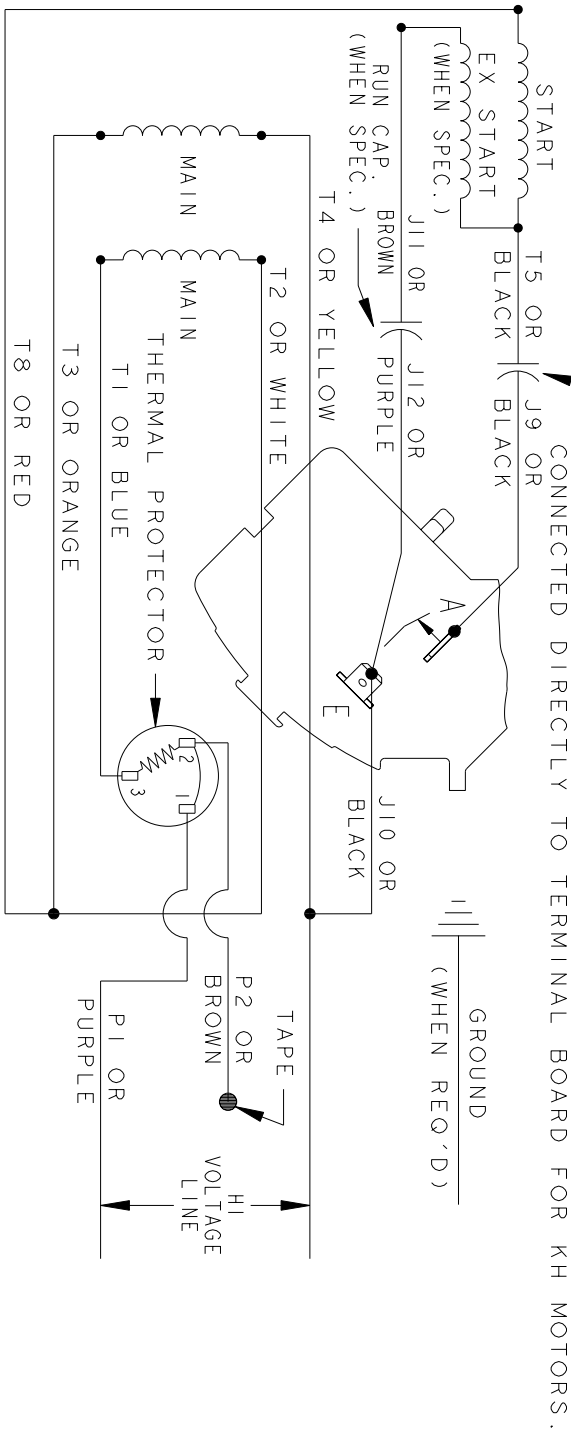
REV.	DESCRIPTION	DATE	APPROVED
7	UPDATED FORMAT	01/05/06	MAM

CCW/CW ROTATION - DUAL VOLTAGE
 TYPE KC, KH OR KCR - WITH THERMAL PROTECTOR

CAPACITOR AS SHOWN FOR KC MOTORS ONLY. LEAD T5 BLACK CONNECTED DIRECTLY TO TERMINAL BOARD FOR KH MOTORS.



CAPACITOR AS SHOWN FOR KC MOTORS ONLY. LEAD T5 BLACK CONNECTED DIRECTLY TO TERMINAL BOARD FOR KH MOTORS.



NOTE#1 - TO REVERSE ROTATION, INTERCHANGE T8 RED AND J10 BLACK LEADS.
 NOTE#2 - WHEN MORE THAN ONE CAPACITOR IS USED, CONNECT IN PARALLEL.
 NOTE#3 - 115D958ABP5 - HIGH CURRENT CONTACTS.

SWITCH (C) - 115D958ABP5, SWITCH (H) - 115D958AA (USE 115D958DA FOR EP)

REF. DIAG. - 113A327, 119A9352 & 52A102102 CONNECTION LABEL - 52X332912

SIGNATURES		DATE	TITLE	
MODEL	M.D.P.	06/29/87	<p>REGAL-BELOLT CORPORATION</p> <p>CONNECTION DIAGRAM</p>	
DETAIL				
CHECKED				
ENGRG				
FOR ADDITIONAL INFO REFER TO:			<p>FME: 30 FRAME SWITCH REDESIGN</p>	
APPLIED PRACTICES	QUALITY		SIZE DRAWING	REV
DIMENSIONS ARE IN INCHES	ISSUED	M.D.P.	A	7
MATERIAL	SOLID MODEL: 52A105383BA	12/11/97	SCALE: 1.000	REF. No.:
			SHEET 1 of 1	