

# PRODUCT INFORMATION PACKET

Modal No: 5KCR49PN0077U  
Catalog No: C1293  
3/4,1725/1425,TEFC,56NY,1/60/115/208-230  
Auger Drive



Regal and Marathon are trademarks of Regal Beloit Corporation or one of its affiliated companies.  
©2017 Regal Beloit Corporation, All Rights Reserved. MC017097E




## Nameplate Specifications

Output HP	<b>0.75 Hp</b>	Output KW	<b>0.56 kW</b>
Frequency	<b>60 Hz</b>	Voltage	<b>115/208-230 V</b>
Current	<b>8.4,4.5-4.2 A</b>	Speed	<b>1725 rpm</b>
Service Factor	<b>1.25</b>	Phases	<b>1</b>
Efficiency	<b>72 %</b>	Duty	<b>CONT</b>
Insulation Class	<b>B</b>	KVA Code	<b>M</b>
Frame	<b>56NY</b>	Enclosure	<b>TEFC</b>
Overload Protector	<b>MAN</b>	Ambient Temperature	<b>40 °C</b>
Drive End Bearing Size	<b>6203</b>	Opp Drive End Bearing Size	<b>6203</b>
UL	<b>Recognized</b>	CSA	<b>Yes</b>
CE	<b>N</b>		

## Technical Specifications

Electrical Type	<b>Capacitor Start Capacitor Run(CSCR)</b>	Starting Method	<b>SM</b>
Poles	<b>4</b>	Rotation	<b>CCW/CW</b>
Mounting	<b>RD</b>	Motor Orientation	<b>ANY</b>
Drive End Bearing	<b>BALL</b>	Opp Drive End Bearing	<b>BALL</b>
Frame Material	<b>Rolled Steel</b>	Overall Length	<b>13.13 in</b>
Frame Length	<b>7.68 in</b>	Shaft Diameter	<b>0.5 in</b>
Shaft Extension	<b>1.81 in</b>		

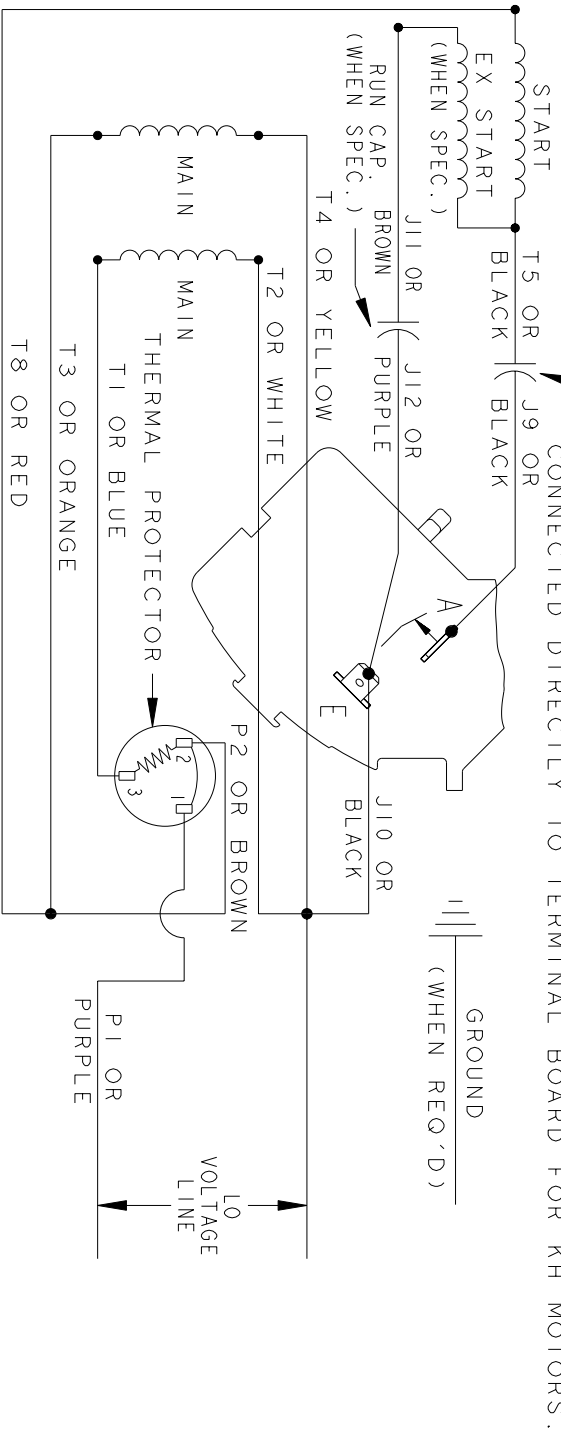




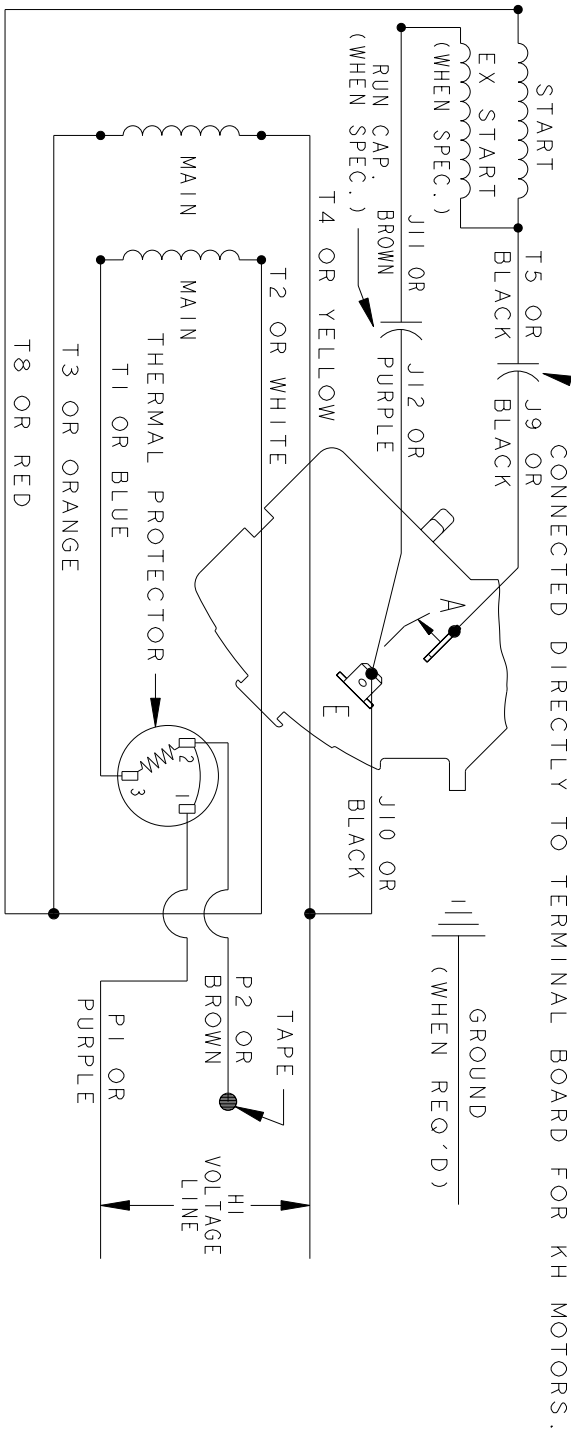
REV.	DESCRIPTION	DATE	APPROVED
7	UPDATED FORMAT	01/05/06	MAM

CCW/CW ROTATION - DUAL VOLTAGE  
TYPE KC, KH OR KCR - WITH THERMAL PROTECTOR

CAPACITOR AS SHOWN FOR KC MOTORS ONLY. LEAD T5 BLACK CONNECTED DIRECTLY TO TERMINAL BOARD FOR KH MOTORS.



CAPACITOR AS SHOWN FOR KC MOTORS ONLY. LEAD T5 BLACK CONNECTED DIRECTLY TO TERMINAL BOARD FOR KH MOTORS.



NOTE#1 - TO REVERSE ROTATION, INTERCHANGE T8 RED AND J10 BLACK LEADS.  
NOTE#2 - WHEN MORE THAN ONE CAPACITOR IS USED, CONNECT IN PARALLEL.  
NOTE#3 - 115D958ABP5 - HIGH CURRENT CONTACTS.

SWITCH (C) - 115D958ABP5, SWITCH (H) - 115D958AA (USE 115D958DA FOR EP)

REF. DIAG. - 113A327, 119A9352 & 52A102102 CONNECTION LABEL - 52X332912

SIGNATURES		DATE	TITLE	
MODEL	M.D.P.	06/29/87	<p><b>REGAL-BELOIT CORPORATION</b></p> <p><b>CONNECTION DIAGRAM</b></p>	
DETAIL				
CHECKED				
ENGRG				
FOR ADDITIONAL INFO REFER TO:			<p><b>FME: 30 FRAME SWITCH REDESIGN</b></p>	
APPLIED PRACTICES	QUALITY		SIZE DRAWING	REV
DIMENSIONS ARE IN INCHES	ISSUED	M.D.P.	A	<b>7</b>
MATERIAL	SOLID MODEL: 52A105383BA	12/11/97	SCALE: 1.000	REF. No.:
			SHEET 1 of 1	