

PRODUCT INFORMATION PACKET

marathon[®]
Motors

Modal No: 5KH39QN5526X
Catalog No: 4363
1/4,1725,DP,56Z,1/60/115
Fan and Blower



Regal and Marathon are trademarks of Regal Beloit Corporation or one of its affiliated companies.

©2017 Regal Beloit Corporation, All Rights Reserved. MC017097E

REGAL

Nameplate Specifications

Output HP	0.25 Hp	Output KW	0.19 kW
Frequency	60 Hz	Voltage	115 V
Current	5.1 A	Speed	1725 rpm
Service Factor	1.35	Phases	1
Efficiency	52.8 %	Duty	CONT
Insulation Class	B	KVA Code	R
Frame	56Z	Enclosure	DP
Overload Protector	AUTO	Ambient Temperature	40 °C
Drive End Bearing Size	6203	Opp Drive End Bearing Size	6203
UL	Recognized	CSA	Yes
CE	N		

Technical Specifications

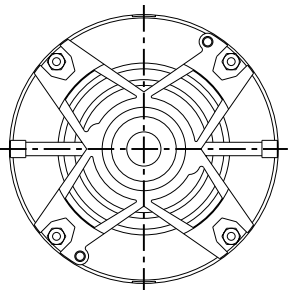
Electrical Type	Split Phase	Starting Method	SM
Poles	4	Rotation	CCW/CW
Mounting	RB	Motor Orientation	ANY
Drive End Bearing	BALL	Opp Drive End Bearing	BALL
Frame Material	Rolled Steel	Overall Length	9.19 in
Frame Length	5.41 in	Shaft Diameter	0.5 in
Shaft Extension	1.5 in	Thru-bolts Extension	0



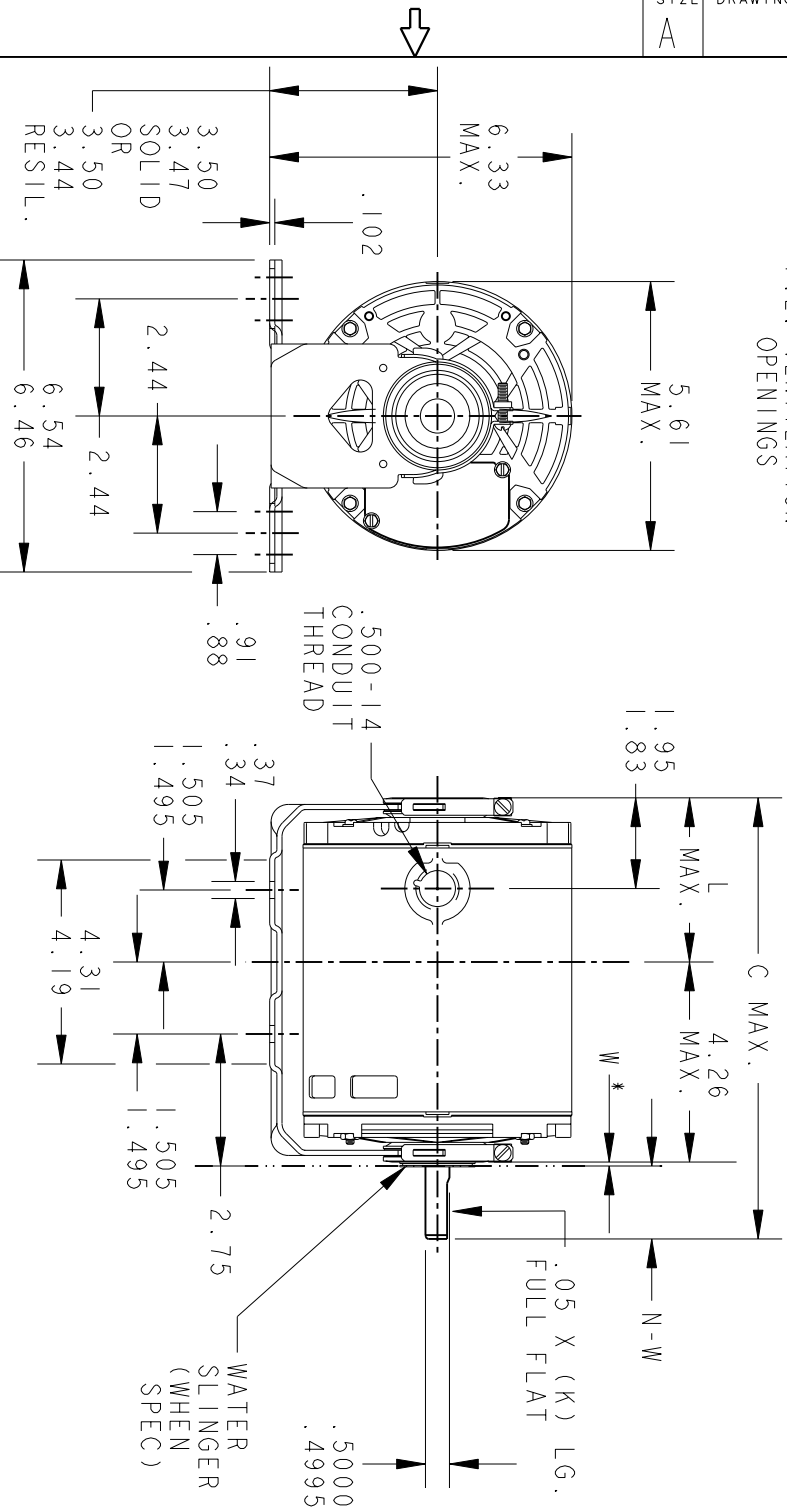
THIRD ANGLE PROJECTION

REVISIONS

REV.	DESCRIPTION	DATE	APPROVED
3	CHGD. TO BALL/SLV BRG. IN TITLE	03/10/94	M.D. PAPE
4	REDRAWN BY 2M SOFTWARE CO.	02/10/95	CCP
5	CHG TO RBC FORMAT PER ISO5-11777	02/15/06	SUDHA



VIEW SHOWING
P.E. VENTILATION
OPENINGS



W * IS A CLEARANCE DUE TO VARIATION IN PARTS AND ASSEMBLY.

P	TYPE	GE SIZE	NEMA FR	C	K	L	N	N-W
I	KH	33	56Z	9.19	1.16	3.48	1.50	1.63/1.41



REGAL-BELOTT CORPORATION

OUTLINE

FORM N - GENERAL PURPOSE MOTOR -

DRIP PROOF - RESIL BASE - BALL/SLV BEARING FWF: 5KH39QNS523

FOR ADDITIONAL INFO REFER TO:	SIGNATURES	DATE
APPLIED PRACTICES	QUALITY	.
DIMENSIONS ARE IN INCHES	ISSUED	C.C.P. 02/10/95
MATERIAL	SOLID MODEL: 52A106942	.

SIZE: DRAWING A

52A106942

REV
5

SCALE: 0.250 REF. No: .

SHEET 1 of 1

THIRD ANGLE PROJECTION		REVISIONS		
	REV.	DESCRIPTION	DATE	APPROVED
	6	UPDATED FORMAT	12/01/05	MAM

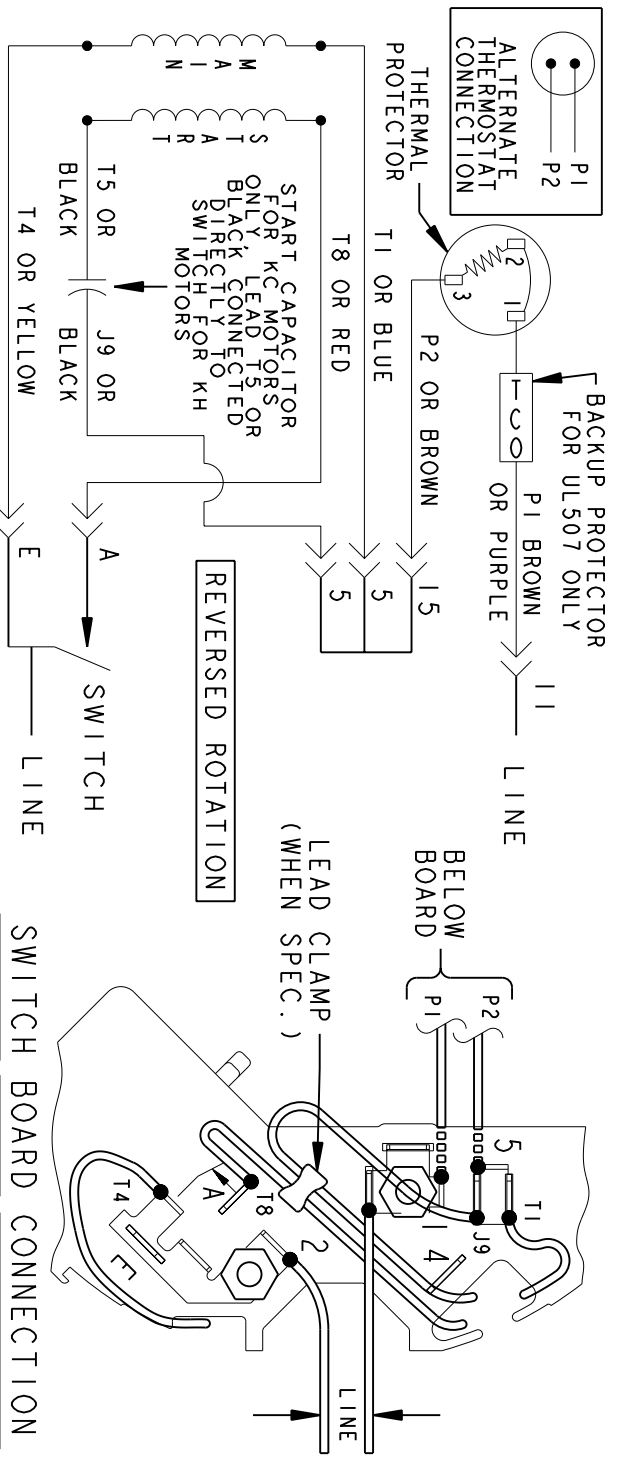
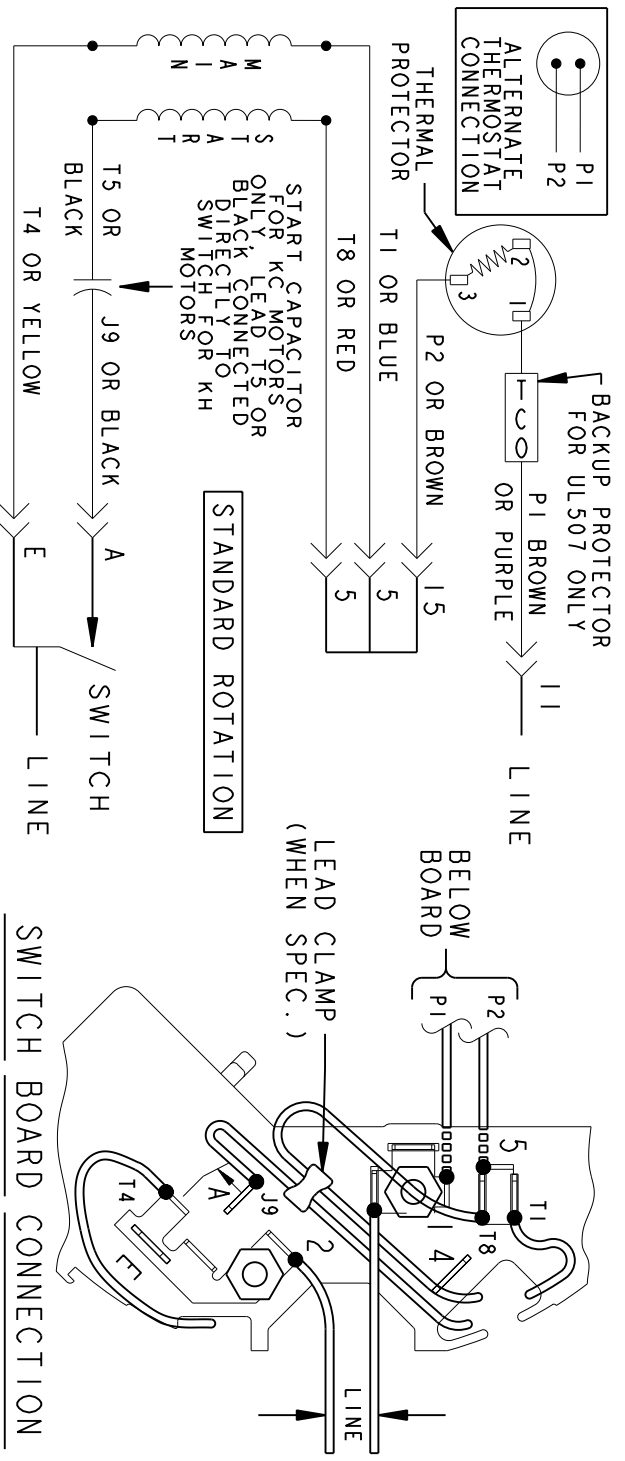
52A105379AA 6

REV

DRAWING NO.

SIZE

EITHER ROTATION-SINGLE VOLTAGE-TYPE KC OR KH-WITH THERMAL PROTECTOR



NOTE #1 - TO REVERSE ROTATION INTERCHANGE RED (T8) AND BLACK (J9-KC OR T5-KH) LEADS.
NOTE #2 - WHEN MORE THAN ONE CAPACITOR IS USED CONNECT IN PARALLEL.

SWITCH (C) - 115D958AB		REF. DIAG. - 121A851		CONN. LABEL - 52X332048	
SIGNATURES		DATE		TITLE	
MODEL		M.D.PAPE		DETAIL	
M.D.PAPE		06/29/87		CHECKED	
M.F.G		ENGRG		FOR ADDITIONAL INFO REFER TO:	
QUALITY		M.F.G		APPLIED PRACTICES	
ISSUED		M.D.P.		DIMENSIONS ARE IN INCHES	
03/08/00		SOLID MODEL: 52A105379AA		MATERIAL	
SCALE: 1.000		REF. No:		SHEET 1 of 1	



REGAL-BELOTT CORPORATION

CONNECTION DIAGRAM

FMF - 30 FR SWITCH REDESIGN

52A105379AA

REV 6