

# PRODUCT INFORMATION PACKET

Modal No: 5KH39QN9541T  
Catalog No: 4338  
3/4,1725,DP,56,1/60/115  
Fan and Blower



Regal and Marathon are trademarks of Regal Beloit Corporation or one of its affiliated companies.  
©2017 Regal Beloit Corporation, All Rights Reserved. MC017097E



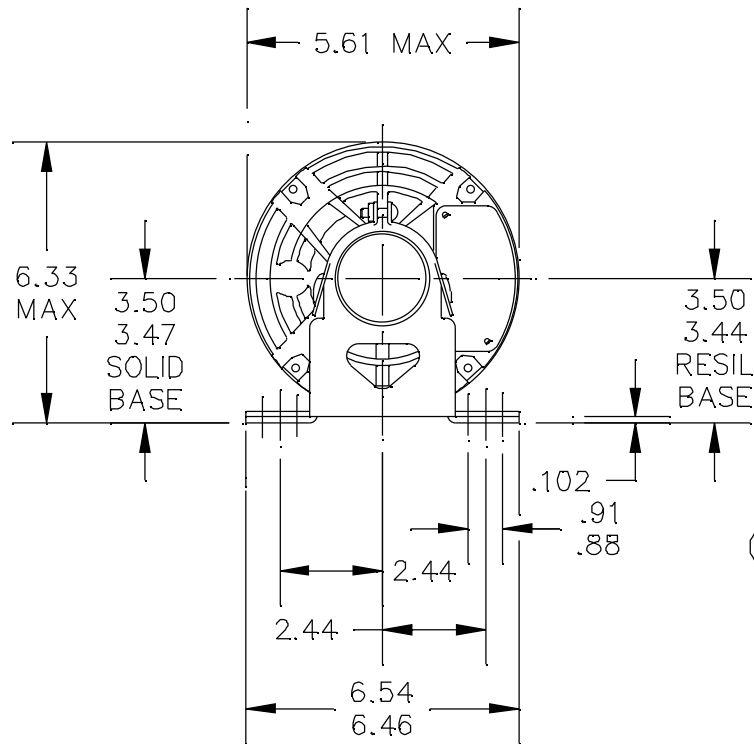
## Nameplate Specifications

Output HP	<b>0.75 Hp</b>	Output KW	<b>0.56 kW</b>
Frequency	<b>60 Hz</b>	Voltage	<b>115 V</b>
Current	<b>11.4 A</b>	Speed	<b>1725 rpm</b>
Service Factor	<b>1</b>	Phases	<b>1</b>
Efficiency	<b>64.5 %</b>	Duty	<b>CONT</b>
Insulation Class	<b>B</b>	KVA Code	<b>N</b>
Frame	<b>56</b>	Enclosure	<b>DP</b>
Overload Protector	<b>AUTO</b>	Ambient Temperature	<b>40 °C</b>
Drive End Bearing Size	<b>6203</b>	Opp Drive End Bearing Size	<b>6203</b>
UL	<b>Recognized</b>	CSA	<b>Yes</b>
CE	<b>N</b>		

## Technical Specifications

Electrical Type	<b>Split Phase</b>	Starting Method	<b>SM</b>
Poles	<b>4</b>	Rotation	<b>CCW/CW</b>
Mounting	<b>RB</b>	Motor Orientation	<b>ANY</b>
Drive End Bearing	<b>BALL</b>	Opp Drive End Bearing	<b>BALL</b>
Frame Material	<b>Rolled Steel</b>	Overall Length	<b>10.72 in</b>
Frame Length	<b>6.62 in</b>	Shaft Diameter	<b>0.63 in</b>
Shaft Extension	<b>1.88 in</b>	Thru-bolts Extension	<b>0</b>

52A101470



"TOP" STICKER  
(WHEN SPECIFIED)

DRAIN HOLES  
(WHEN SPECIFIED)

.500-14  
CONDUIT  
THREAD

GRD SCREW  
(WHEN SPECIFIED)

.188 X .188  
X (K) LG. KEY  
(WHEN SPEC.)

.6250  
.6245  
DIA.

VIEW SHOWING  
PE VENTILATION  
OPENINGS

\*W IS A CLEARANCE DUE TO VARIATION IN PARTS & ASSEMBLY.

6	KCP	38	56	9.51	3.42	1.88	2.01/1.79	1.38	
5	K-KH	39	56	11.85	5.76	1.88	2.01/1.79	1.38	7.75
4	K-KH	38	56	11.32	5.23	1.88	2.01/1.79	1.38	
3	K-KH	37	56	10.72	4.63	1.88	2.01/1.79	1.38	
2	K-KH	36	56	10.32	4.28	1.88	2.01/1.79	1.38	
1	K-KH	35	56	9.89	3.80	1.88	2.01/1.79	1.38	
PT	TYPE	RBC SIZE	NEMA FR	C	L	N	N-W	K	MIN. SHELL

TOLERANCES  
UNLESS SPECIFIED

DEC. INCHES

.X ±0.1

.XX ±0.02

.XXX ±0.005

.XXXX ±0.0005

ANG ±1.0



REGAL-BELOIT CORPORATION

TITLE

OUTLINE

DRIP PROOF - SOLID OR RESIL BASE

MAT'L.

FINISH

3 of 4

DRAWN GLB 02/05/75

CHK

APPD MDP 07/10/96

SCALE 1=1

REF

FMF

PREV

13 REDRAWN IN DRAFT SIGHT UD 10/17/12 PKG


12 CHG TO RBC FORMAT PER IS 05-1777 RK 12/15/05

NO. REVISION BY & DATE

CHK ANG

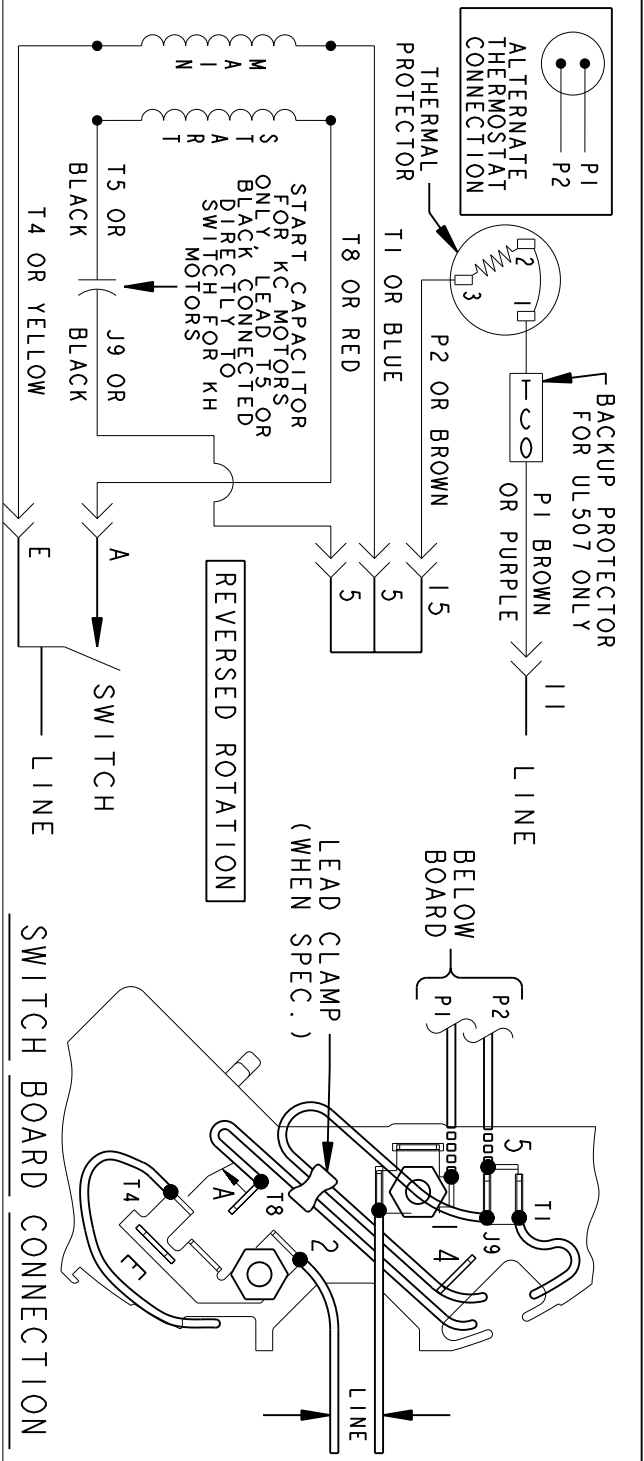
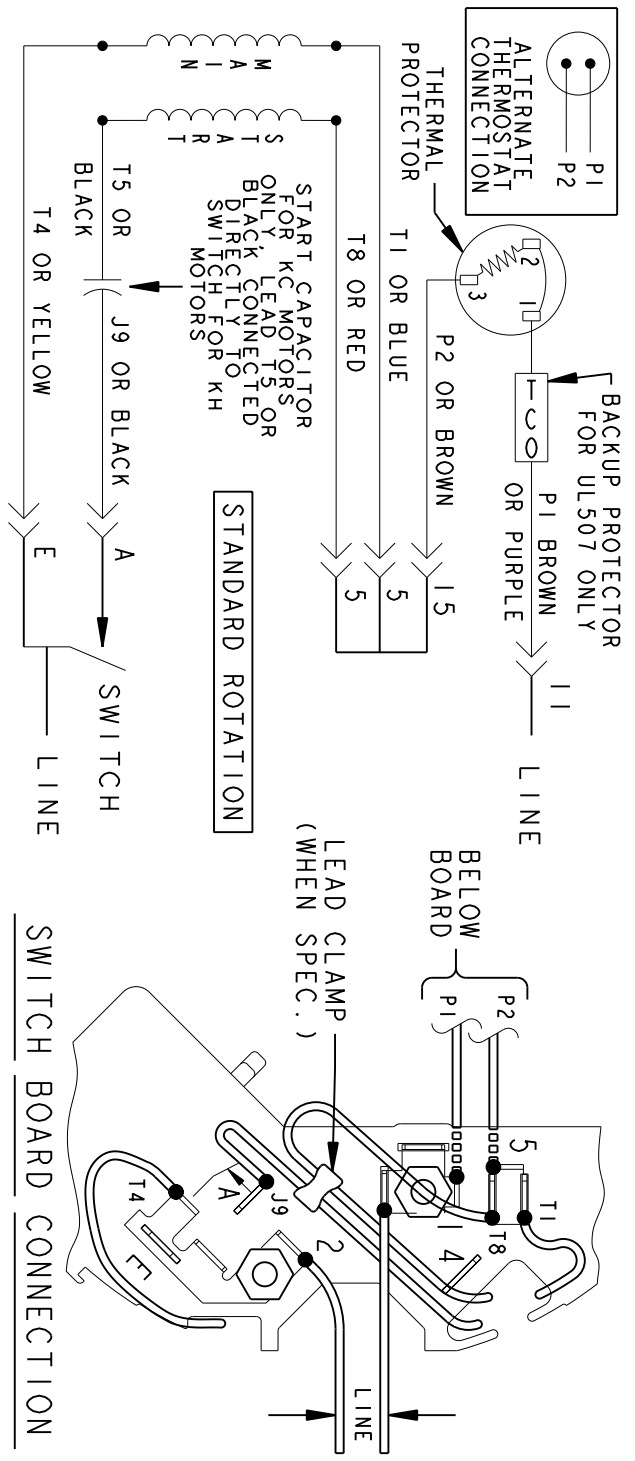
CHK ANG

CHK ANG



REV.	DESCRIPTION	DATE	APPROVED
6	UPDATED FORMAT	12/01/05	MAM

EITHER ROTATION-SINGLE VOLTAGE-TYPE KC OR KH-WITH THERMAL PROTECTOR



NOTE #1 - TO REVERSE ROTATION INTERCHANGE RED (T8) AND BLACK (J9-KC OR T5-KH) LEADS.  
 NOTE #2 - WHEN MORE THAN ONE CAPACITOR IS USED CONNECT IN PARALLEL.

SWITCH (C) - 115D958AB REF. DIAG. - 121A851 CONN. LABEL - 52X332048

SIGNATURES	DATE
MODEL M.D.PAPE	06/29/87
DETAIL	
CHECKED	
ENGRG	
MFG	
QUALITY	
ISSUED	M.D.P. 03/08/00
SOLID MODEL: 52A105379AA	

**REGAL-BELOIT CORPORATION**

**REGAL-BELOIT**

**CONNECTION DIAGRAM**

**FMF - 30 FR SWITCH REDESIGN**

SCALE: 1.000 REF. No.:

SIZE DRAWING A

52A105379AA

REV 6