

PRODUCT INFORMATION PACKET

Modal No: 5KH39QN9543
Catalog No: 4373
1/3, 1725, DP, 48, 1/60/230
Open Drip Proof (ODP)



Regal and Marathon are trademarks of Regal Beloit Corporation or one of its affiliated companies.
©2017 Regal Beloit Corporation, All Rights Reserved. MC017097E



Nameplate Specifications

Output HP	0.33 Hp	Output KW	0.25 kW
Frequency	60 Hz	Voltage	230 V
Current	3.3 A	Speed	1725 rpm
Service Factor	1	Phases	1
Efficiency	57.5 %	Duty	CONT
Insulation Class	B	KVA Code	T
Frame	48	Enclosure	DP
Overload Protector	N/R	Ambient Temperature	40 °C
Drive End Bearing Size	6203	Opp Drive End Bearing Size	6203
UL	Recognized	CSA	Yes
CE	N		

Technical Specifications

Electrical Type	Split Phase	Starting Method	SM
Poles	4	Rotation	CCW/CW
Mounting	WB	Motor Orientation	ANY
Drive End Bearing	BALL	Opp Drive End Bearing	BALL
Frame Material	Rolled Steel	Overall Length	8.9 in
Frame Length	5.16 in	Shaft Diameter	0.5 in
Shaft Extension	1.5 in		

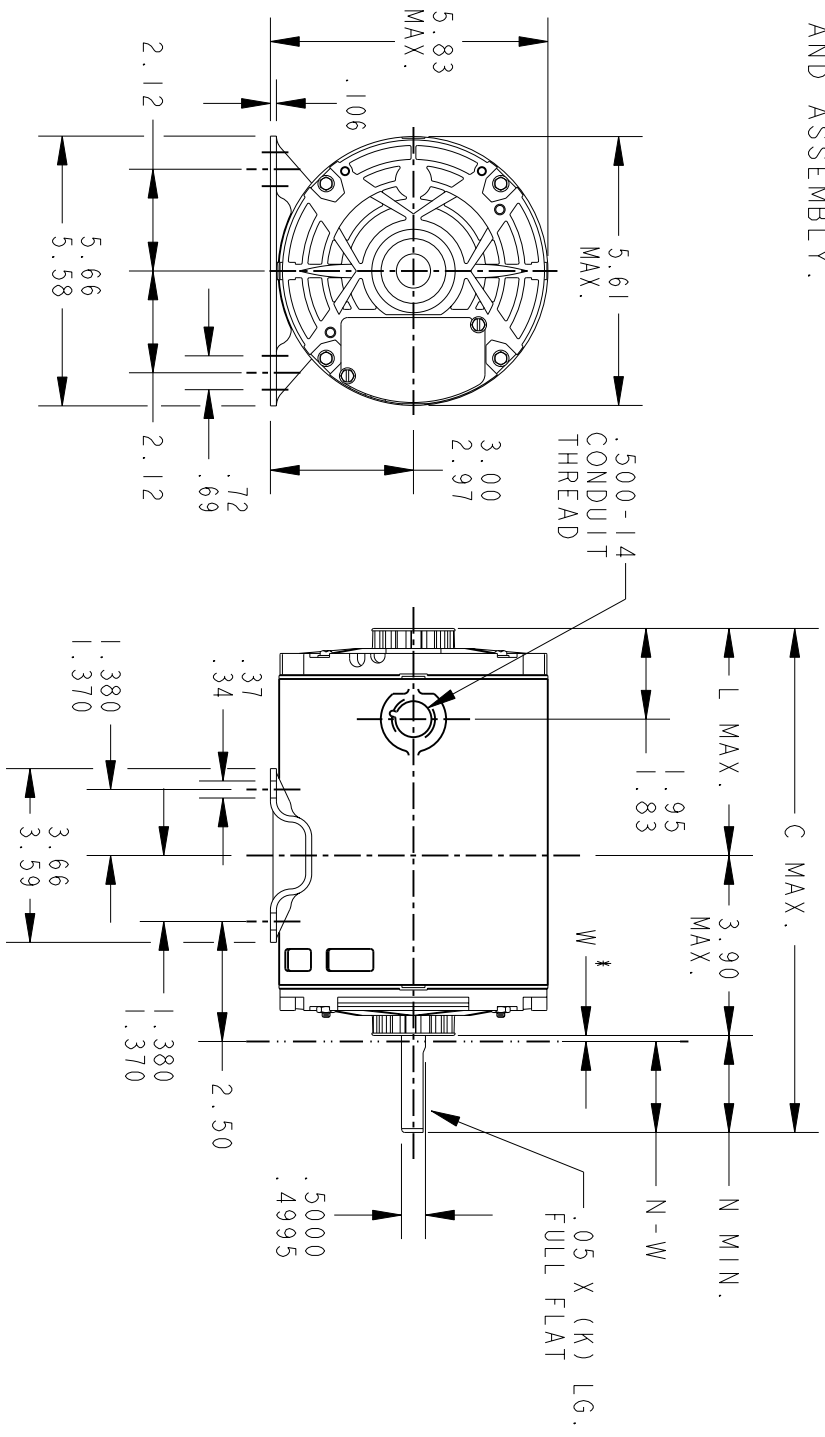
THIRD ANGLE PROJECTION



REVISIONS

REV.	DESCRIPTION	DATE	APPROVED
3	REDRAWN & ADDED P7	09/09/93	MAM
4	CHG TO RBC FORMAT PER IS05-1777	02/15/06	SUDHA

W* IS A CLEARANCE DUE TO VARIATION IN PARTS AND ASSEMBLY.



7	KH	33	48	9.00	1.34	3.84	1.88	2.01/1.79
6	KH	32	48	8.62	1.16	3.27	1.50	1.63/1.41
5	K KH	37	48	10.40	1.16	5.05	1.50	1.63/1.41
4	K KH	36	48	10.00	1.16	4.65	1.50	1.63/1.41
3	K KH	35	48	9.57	1.16	4.22	1.50	1.63/1.41
2	K KH	33	48	9.19	1.16	3.84	1.50	1.63/1.41
1	K KH	32	48	8.94	1.16	3.59	1.50	1.63/1.41
P	TYPE	GE SIZE	NEMA FR	C	K	L	N	N-W

SIGNATURES DATE

MODEL MAM 06/15/89

DETAIL

CHECKED

ENGRG

MFG

QUALITY

ISSUED

MAM 09/09/93

SOLID MODEL: 52A106959




REGAL-BELOMT CORPORATION

OUTLINE

FORM N - GENERAL PURPOSE MOTOR - DRIP PROOF - WELDED BASE - BALL OR SLEEVE BEARING

SCALE: 0.250 REF. No.: 52A106959 REV 4

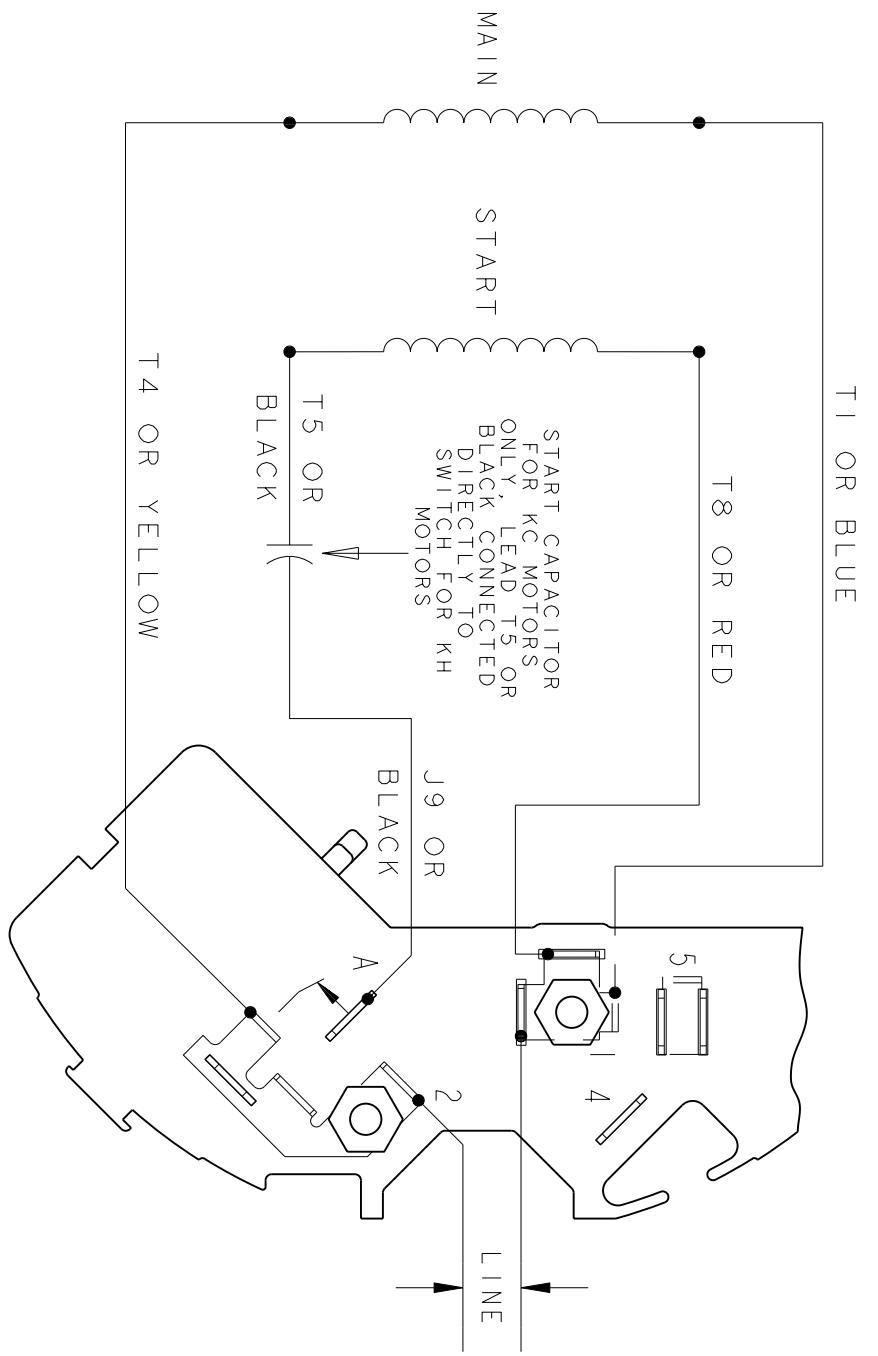


THIRD ANGLE PROJECTION

REVISIONS

REV.	DESCRIPTION	DATE	APPROVED
1	UPDATED FORMAT	11/10/05	MAM

EITHER ROTATION - SINGLE VOLTAGE
TYPE KC, OR KH



NOTE #1 - TO REVERSE ROTATION INTERCHANGE BLACK (T5-KH OR J9-KC) AND RED (T8) LEADS.

NOTE #2 - WHEN MORE THAN ONE CAPACITOR IS USED CONNECT IN PARALLEL.

REF. DIAG. - 121A850		SWITCH (C) - 115D958AB	
CONNECTION LABEL - 52X332047			
SIGNATURES			
MODEL	M.D. PAPE	DATE	06/29/87
DETAIL			
CHECKED			
ENGRG			
MFG			
FOR ADDITIONAL INFO REFER TO:			
APPLIED PRACTICES	ISSUED	M.D.P.	06/29/87
DIMENSIONS ARE IN INCHES		SOLID MODEL: 52A105377AA	
TITLE		REGAL-BELOIT CORPORATION	
FME: 30 FRAME SWITCH REDESIGN		CONNECTION DIAGRAM	
SCALE: 1.000	REF. No:		
SIZE A	DRAWING		
52A105377AA		REV	1
SHEET 1 of 1			